






The Train Zone map



 Always train
  Usually train
  Train possible

-  Where are you travelling to?
-  Train Zone
-  Legend





Where are you travelling to?



Are you travelling within Europe in the near future? This map provides insight into destinations that are easy to get to by train.

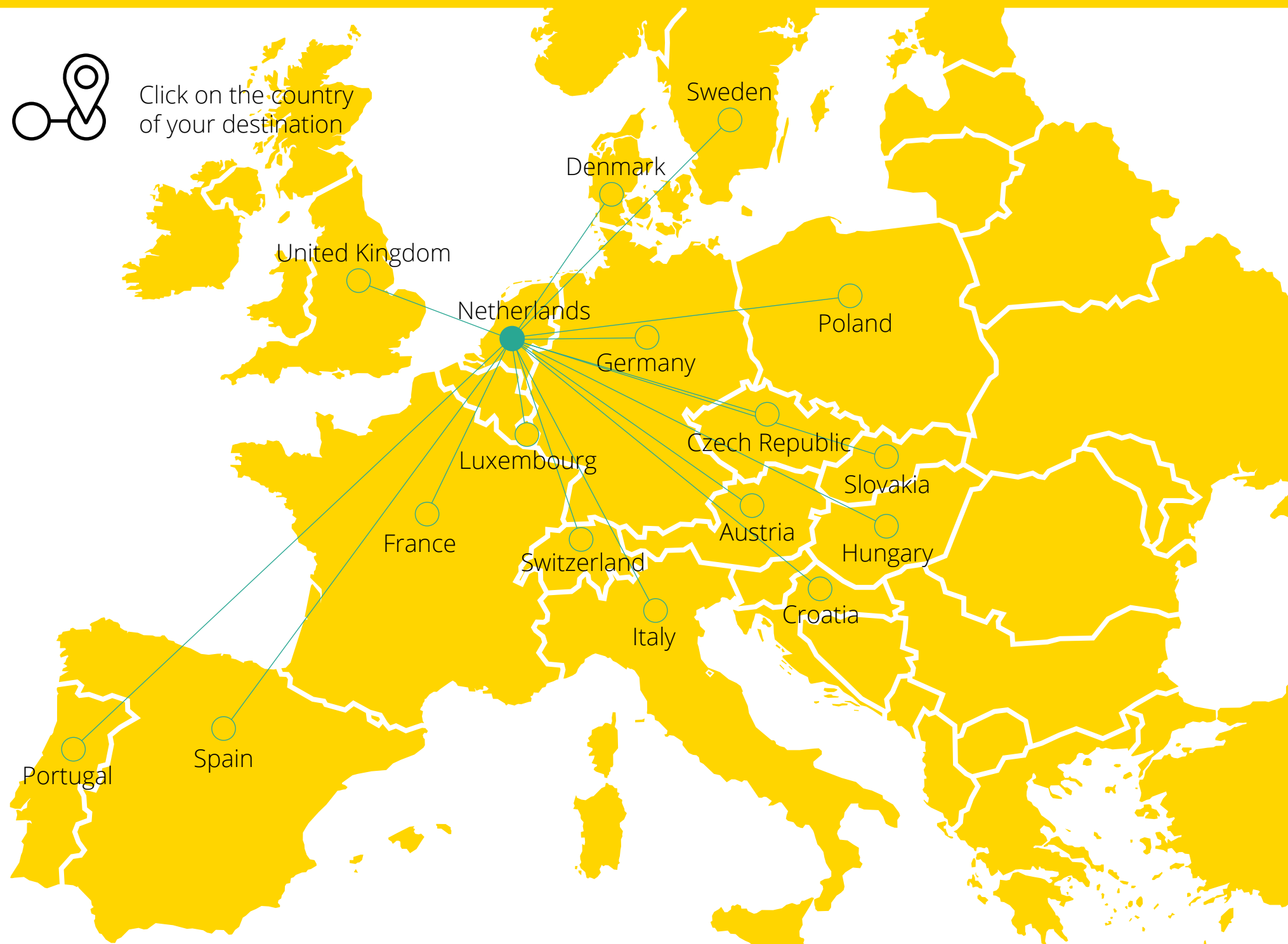
Click on the country of your destination. You will enter a page with an overview of destinations within the country you have selected. For each destination you will find information on:

- The total travel time from the centre of Utrecht to the centre of the city you are visiting;
- The level of comfort on your journey and how many times you have to transfer;
- The CO₂ emission of your journey.

You can click-through to an information page that provides advice and best practices to successfully book train journeys.







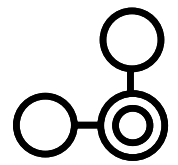




























Click on the country of your destination





Train Zone

Information and practical tips on booking your train journey. 

 destination	 travel time			 co ₂ emission (kg)		 number of transfers	
United Kingdom (1)		difference					
 Aberdeen 	13:30	9:00	4:30	71	360	4	2
 Birmingham 	8:00	3:45	4:15	34	304	3	2
 Cambridge	6:30	1:10	5:20	29	254	3	3
 Cardiff	8:00	3:40	4:20	37	340	3	2
 Edinburgh  	11:00	6:30	4:30	53	396	3	2
 Exeter 	8:30	3:20	5:10	40	344	3	2
 Glasgow  	10:30	6:00	4:30	54	420	3	2
 Liverpool	8:00	3:30	4:30	40	230	3	2
 London	4:30	0:30	4:00	25	282	2	2
 Manchester	8:00	3:40	4:20	43	320	3	2
 Newcastle 	9:00	4:40	4:20	46	220	3	2
 Oxford	7:00	1:30	5:30	30	294	3	3
 Plymouth 	9:00	2:40	6:20	42	384	3	3

 Always train
  Usually train
  Train possible
  Comfortable journey
  Night train


United Kingdom (2) 

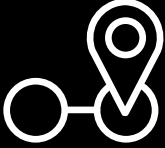


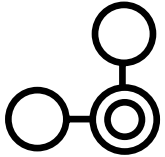

















Is your journey unfit for train travel, or do you want to explore travelling alternatives? [Go to the travel checklist.](#)






Train Zone

Information and practical tips on booking your train journey. 

 destination	 travel time			 CO ₂ emission (kg)		 number of transfers	
United Kingdom (2)		difference					
 Southampton	7:30	2:40	4:20	31	304	3	2
 York	7:00	0:50	6:10	42	300	3	3
France (1)							
 Belfort C	7:00	1:25	5:35	52	332	2	3
 Cannes C	10:00	4:30	5:30	31	650	2	3
 Compiègne C	5:00	0:40	5:40	20	240	2	3
 Lille	2:50	3:00	5:50	15	176	2	3
 Lyon C	6:30	1:50	4:40	17	402	2	2
 Marseille C	9:00	4:00	5:00	29	516	2	2
 Monaco C	11:00	4:00	7:00	32	648	3	3
 Montpellier C	8:00	3:00	5:00	26	648	3	2
 Nantes C	7:00	2:30	4:30	22	402	2	2

 Always train
  Usually train
  Train possible
 C Comfortable journey
  Night train


France (2) 














Is your journey unfit for train travel, or do you want to explore travelling alternatives? [Go to the travel checklist.](#)





Train Zone

Information and practical tips on booking your train journey. 

destination		travel time			co ₂ emission (kg)		number of transfers	
France (2)			difference					
 Paris	C	3:30	0:50	4:20	17	240	1	2
 Reims	C	6:00	0:50	5:10	20	242	2	2
 Rennes	C	6:20	1:50	4:30	17	484	2	2
 Rouen		5:45	0:25	6:10	19	268	2	3
 Troyes		6:00	0:20	6:20	19	242	2	3
 Toulouse	C	9:00	4:00	5:00	30	570	2	2
Luxembourg								
 Luxembourg	C	6:00	2:00	4:00	26	238	2	2


 Always train
  Usually train
  Train possible
 C Comfortable journey
  Night train


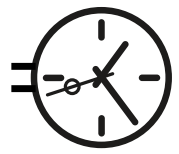

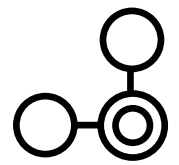
















Is your journey unfit for train travel, or do you want to explore travelling alternatives? [Go to the travel checklist.](#)





Train Zone

Information and practical tips on booking your train journey. 

destination 		travel time 			co ₂ emission (kg) 		number of transfers 	
Germany			difference					
 Berlin	C	6:00	1:45	4:15	57	342	1	2
 Bonn	C	3:00	1:40	4:40	25	228	1	3
 Bremen	C	4:30	0:40	3:50	37	218	2	2
 Frankfurt	C	3:30	0:40	4:10	36	270	1	2
 Freiburg	C	6:00	0:30	5:30	53	276	1	3
 Hamburg	C	5:00	1:00	4:00	35	280	1	2
 Hannover	C	4:00	0:00	4:00	35	250	1	2
 Munich	C	7:00	2:40	4:20	59	370	1	2
 Nuremberg	C	6:00	1:50	4:10	53	322	1	2
 Stuttgart	C	4:45	0:25	4:20	50	300	1	2


 Always train
  Usually train
  Train possible
 C Comfortable journey
  Night train


















Is your journey unfit for train travel, or do you want to explore travelling alternatives? [Go to the travel checklist.](#)






Train Zone

Information and practical tips on booking your train journey. 

destination		travel time			co ₂ emission (kg)		number of transfers	
			difference					
Switzerland								
 Basel	C	6:00	1:40	4:20	53	332	1	2
 Bern	C	7:30	1:50	5:40	31	458	1	3
 Geneva	C	9:30	5:00	4:30	53	360	2	2
 Zürich	C	8:00	3:30	4:30	64	356	1	2
Austria								
 Innsbruck	 C	10:00	5:30	4:30	64	404	1	2
 Salzburg	 C	10:00	5:20	4:40	40	534	2	2
 Vienna	C	10:30	5:35	4:55	66	550	1	2
 Graz	 C	13:00	8:30	4:30	80	616	2	2


 Always train
  Usually train
  Train possible
 C Comfortable journey
  Night train














Is your journey unfit for train travel, or do you want to explore travelling alternatives? [Go to the travel checklist.](#)





Train Zone

Information and practical tips on booking your train journey. 

destination		travel time			co ₂ emission (kg)		number of transfers	
			difference					
Czech Republic								
 Prague	C	10:00	5:30	4:30	101	390	2	2
Denmark								
 Aalborg		12:00	7:30	4:20	85	496	4	2
 Aarhus	C	10:30	6:10	4:20	72	228	3	2
 Copenhagen	C	11:00	6:40	4:20	69	370	3	2
 Odense		10:00	5:50	4:10	68	290	4	2
Sweden								
 Malmö		12:30	6:20	6:10	72	372	4	3
Hungary								
 Budapest	C	13:45	8:45	5:00	87	496	2	2


 Always train
  Usually train
  Train possible
 C Comfortable journey
  Night train


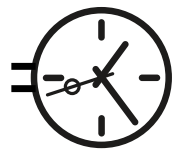

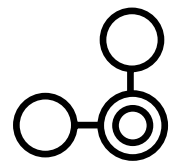

















Is your journey unfit for train travel, or do you want to explore travelling alternatives? [Go to the travel checklist.](#)





Train Zone

Information and practical tips on booking your train journey. 

 destination	 travel time			 co ₂ emission (kg)		 number of transfers	
Italy		difference					
 Milan C	13:00	8:10	4:50	69	482	2	2
 Venice	19:00	14:10	4:50	99	446	4	2
Spain							
 Barcelona  C	12:00	7:00	5:00	40	526	2	2
 Madrid C	15:00	9:30	5:30	73	614	3	2
Portugal							
 Lisbon  C	24:15	18:15	6:00	99	770	3	2
Poland							
 Kraków  C	18:00	13:10	4:50	173	458	2	2
 Warsaw 	17:00	12:00	5:00	176	470	4	2


 Always train
  Usually train
  Train possible
  Comfortable journey
  Night train


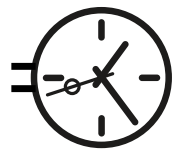

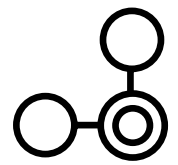











Is your journey unfit for train travel, or do you want to explore travelling alternatives? [Go to the travel checklist.](#)





Train Zone

Information and practical tips on booking your train journey. 

 destination	 travel time			 co ₂ emission (kg)		 number of transfers	
Croatia		difference					
 Zagreb  	17:15	12:15	5:00	89	468	2	2
Slovakia							
 Bratislava 	19:00	14:00	5:00	72	616	5	3

 Always train
  Usually train
  Train possible
  Comfortable journey
  Night train

Is your journey unfit for train travel, or do you want to explore travelling alternatives? [Go to the travel checklist.](#)

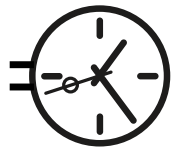




Legend



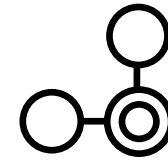
The Train Zone map – destinations
This map only displays a selection of destinations in Europe. If you have any additions or alterations, please e-mail them to andersreizen@uu.nl.



Train travel time
The train travel times are based on the options with shortest travel time and the least amount of transfers. All journeys are calculated from the centre of Utrecht to the centre of the city you are travelling to. Current search results may differ from the travel time displayed in this document.

Aeroplane travel time
Travel times by aeroplanes are based on flight duration + travel time (to and from the airport) + waiting time (check-in and customs). All journeys are calculated from the centre of Utrecht to the centre of the city you're travelling to. The travel time + waiting time are standardised to +3 hours added to the flight duration.

Travel time disparity
The disparity between travel time by flying versus travel time travelling by train is calculated by subtracting the shortest travel time from the longest travel time.



Number of transfers train
The number of transfers has been based on the options with shortest travel time and the least amount of transfers.

Number of transfers aeroplane
The number of transfers for travelling by aeroplane include transfers to train/taxi/shuttle to get from Utrecht to the airport and from the airport to the centre of the city.



CO₂ emission (kg) lying versus travelling by train
The CO₂ emission has been calculated with an online tool called Ecopassenger. Emissions of other pollutants are also included in the calculation. If Ecopassenger didn't have data on a destination, the CO₂ emission was calculated by multiplying 0.026 (WTW of Train International) or 0.297 (WTW of Aero plane Regional < 700 km) with the number of kilometers from Utrecht to the end destination. The WTW* values are from www.co2emissiefactoren.nl.



Comfort label
When the longest train journey is over an hour longer than the longest flight and has 3 or less transfers, the destination receives a **comfort label**. This label indicates that it is possible to work during your train journey.

* WTW = Well to Wheel or source to wheel. This encompasses all emissions from energy generation to consumption.



Tips

Are you looking to book a train journey?
Have a look at our practical tips to make your booking process run smoothly. This page also includes stories and tips of colleagues that travel by train a lot and are in the know.

